DWG ISSUE	CD ISSUE	DATE ISSUED	DRAWN	APPR
1	1	4.19.83	BSG GAD	WH JMB AWS
2B	1 APPX 1B	2-24-84	DAC SAF	CRS MPW AWS

SHEET INDEX

CONTENTS	SHEET NO.	SHEET ISSUE NO.
SHEET INDEX- ENGINEERING AND MANUFACTURING SUPPORTING INFORMATION OPTION INDEX	A1	2
SHEET INDEX- OPERATION AND MAINTENANCE	A#1	2
RESERVED		
APPARATUS INDEX INTERFRAME LEAD INDEX	A#3	2
INTRAFRAME LEAD INDEX	A#4	1
FS 1 TAPE UNIT LIST 1	B#1AA	2
	B#1CA	2
APP FIG. 1	C#1	2
CIRCUIT NOTES	D1	1
INFORMATION NOTES	D#1	2
	D#2	2
CAD 1 UNIT SYMBOL	GB2	1
CADS 2-6	GB3	2

OPTION INDEX

APP OR WRG	RATED ON ISSUE	REF NOTES	LOCATION
Z	STD 2		APP FIG. 1

SUPPORTING INFORMATION

CATEGORY	NO.
EQUIPMENT DRAWING	J1C174A-1

AT&T BELL LABORATORIES – PROPRIETARY
THIS DOCUMENT CONTAINS PROPRIETARY INFORMATION OF AT&T BELL LABORATORIES AND IS NOT TO BE DISCLOSED, REPRODUCED, OR PUBLISHED WITHOUT WRITTEN CONSENT.
THIS DOCUMENT MUST BE RENDERED ILLEGIBLE WHEN DISCARDED.

7N98

COMMON SYSTEMS
3B20D MODEL 2 PROCESSOR
TAPE UNIT CABINET
CIRCUIT

AT&TCO PROVISIONAL

DWG SIZE 6S

ISSUE 2B

AT&T BELL LABORATORIES

SD-4C120-01

SHEET A1 OF 12

SHEET INDEX - OPERATION AND MAINTENANCE

CONTENTS	SHEET NO.	SHEET ISSUE NO.
SHEET INDEX- OPERATION AND MAINTENANCE	A#1	2
RESERVED		
APPARATUS INDEX INTERFRAME LEAD INDEX	A#3	2
INTRAFRAME LEAD INDEX	A#4	1
FS 1 TAPE UNIT LIST 1	B#1AA	2
	B#1CA	2
APP FIG. 1	C#1	2
INFORMATION NOTES	D#1	2
	D#2	2

FIGURES, NOTES AND OTHER INFORMATION REFERENCED IN THIS DRAWING BUT NOT LISTED IN THIS "OPERATION AND MAINTENANCE" SHEET INDEX ARE REQUIRED FOR ENGINEERING AND MANUFACTURING PURPOSES ONLY AND ARE NOT PROVIDED.

AT&T BELL LABORATORIES – PROPRIETARY
THIS DOCUMENT CONTAINS PROPRIETARY INFORMATION OF AT&T BELL LABORATORIES AND IS NOT TO BE DISCLOSED, REPRODUCED, OR PUBLISHED WITHOUT WRITTEN CONSENT.
THIS DOCUMENT MUST BE RENDERED ILLEGIBLE WHEN DISCARDED.

COMMON SYSTEMS

3B200 MODEL 2 PROCESSOR
TAPE UNIT CABINET
CIRCUIT

OPERATION AND MAINTENANCE

AT&TCO
PROVISIONAL

DWG SIZE 6S

ISSUE 2B

AT&T BELL LABORATORIES

SD-4C120-01

SHEET A#1 OF 6

APPARATUS INDEX

EQUIP LOC	APP NO.	FIGURE SH NO.
CIRCUIT PACKS UNITS		
026-000	1	C#1
054-000	1	C#1
DESIG		
INV	1	C#1
RECORDER	1	C#1

DESIG	LOCATION FS/SYM	APPFIG	EQPT
POWER FEEDER			
PFA	1/1	1	068-176
RECORDER			
RECORDER	1/3	1	026-000
UNIT			
INV	1/2	1	054-000

LEAD INDEX

DESIG	LOCATION FS/SYM	CAD
AC & DC PWR DIST CKT		
GRDPLUGA	1/3	06
WPLUGA	1/3	06
XPLUGA	1/3	06
PROC SYS CKT		
CER	1/3	
CERG	1/3	
DBY	1/3	
DBYG	1/3	
EDIT	1/3	
EDITG	1/3	
EQT	1/3	
EQTG	1/3	
ERASE	1/3	
ERASEG	1/3	
FAD	1/3	
FADG	1/3	
FBY	1/3	
FBYG	1/3	
FEN	1/3	
FENG	1/3	
FMK	1/3	
FMKG	1/3	
FPT	1/3	
FPTG	1/3	
GO	1/3	
GOG	1/3	
HER	1/3	
HERG	1/3	
IDEN	1/3	
IDENG	1/3	
LOL	1/3	
LOLG	1/3	
LPN	1/3	
LPNG	1/3	
LWD	1/3	
LWDG	1/3	
N48RA	1/1	
N48VA	1/1	
NRZ	1/3	
NRZG	1/3	
OFL	1/3	
OFLG	1/3	
ONL	1/3	
ONLG	1/3	
R0	1/3	
R0G	1/3	
R1	1/3	
R1G	1/3	
R2	1/3	
R2G	1/3	
R3	1/3	
R3G	1/3	
R4	1/3	
R4G	1/3	
R5	1/3	
R5G	1/3	
R6	1/3	
R6G	1/3	
R7	1/3	
R7G	1/3	
RDY	1/3	
RDYG	1/3	
REV	1/3	

DESIG	LOCATION FS/SYM	CAD
PROC SYS CKT (CONT)		
REVG	1/3	
REW	1/3	
REWG	1/3	
RP	1/3	
RPG	1/3	
RST	1/3	
RSTG	1/3	
RTH	1/3	
RTHG	1/3	
RWD	1/3	
RWDG	1/3	
SPD	1/3	
SPDEN	1/3	
SPDENG	1/3	
SPDG	1/3	
TAD0	1/3	
TAD0G	1/3	
TAD1	1/3	
TAD1G	1/3	
W0	1/3	
W0G	1/3	
W1	1/3	
W1G	1/3	
W2	1/3	
W2G	1/3	
W3	1/3	
W3G	1/3	
W4	1/3	
W4G	1/3	
W5	1/3	
W5G	1/3	
W6	1/3	
W6G	1/3	
W7	1/3	
W7G	1/3	
WFM	1/3	
WFMG	1/3	
WP	1/3	
WPG	1/3	
WRT	1/3	
WRTG	1/3	
WST	1/3	
WSTG	1/3	

SEE PROPRIETARY NOTICE ON COVER SHEET

	ISSUE 2B
TAPE UNIT CABINET	SD-4C120-01-A#3
AT&T BELL LABORATORIES	DWG SIZE C2

INTRAFRAME LEAD INDEX

DESIGNATION ON-UNIT (TERM. MOD)	DESIGNATION ON-FRAME	FS/SYM LOC.
300VA INVERTER UNIT 054-000		
	GRDPLUGA	1/2
EOUT	XPLUGA	1/2
NUET	WPLUGA	1/2
N48R	N48RA	1/2
N48VF	N48VA	1/2

ISSUE 1

TAPE UNIT CABINET

BELL TELEPHONE LABORATORIES INCORPORATED

SIZE C2

SD-4C120-01-A#4

PART OF FS 1

TAPE UNIT LIST 1
INTERCONNECTION AND FLOW DIAGRAM

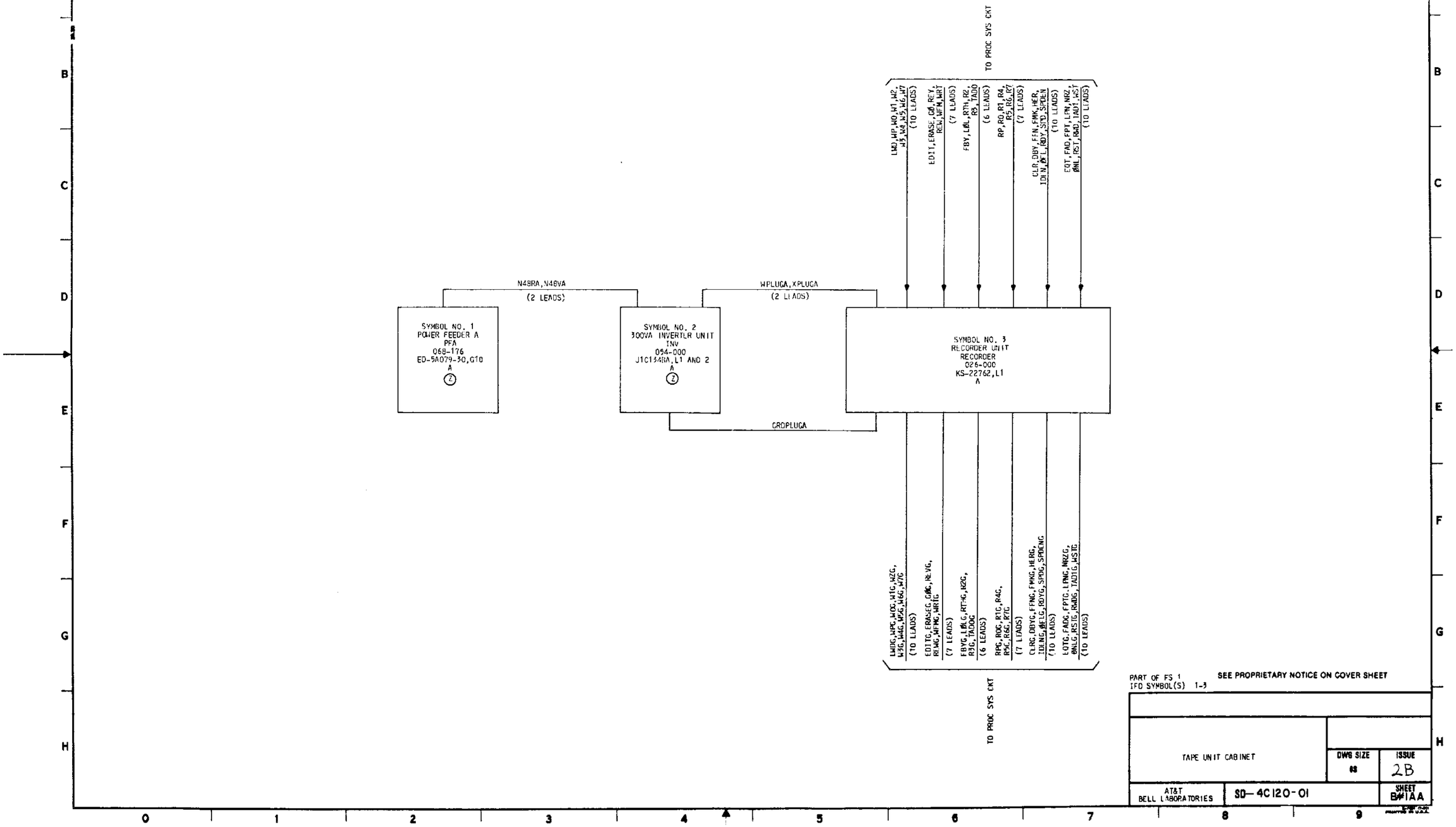

PART OF FS 1
IFD SYMBOL(S) 1-3

SEE PROPRIETARY NOTICE ON COVER SHEET

TAPE UNIT CABINET	DWG SIZE: 03	ISSUE: 2B
AT&T BELL LABORATORIES	SD-4C120-01	SHEET: B#1AA

PART OF FS 1

TAPE UNIT LIST 1

SYMBOL NO. 1

POWER FEEDER A

DESIG	EQPT LOC	CODE	ELEM IDENT	OPT
PFA	068-176	ED-5A079-30,G10	A	(Z)

LEAD DESIG	FUNC	TERM.	TERM. OPT	DESTINATION	NOTE	TERM. MOD	LOC
N48RA	PWR	00-000-RTN		1/2 TO PROC SYS CKT			
N48VA	PWR	00-000--48V		1/2 TO PROC SYS CKT			

SYMBOL NO. 2

300VA INVERTER UNIT

DESIG	EQPT LOC	CODE	ELEM IDENT	OPT
INV	054-000	J1C134BA-1,L1 AND 2	A	(Z)

LEAD DESIG	FUNC	TERM.	TERM. OPT	DESTINATION	NOTE	TERM. MOD	LOC
GRDPLUGA	GRD	04-076-G		1/3			
N48RA	PWR	06-076-2B		1/1		N48R	
N48VA	PWR	06-076-1B		1/1		N48VF	
WPLUGA	PWR	04-076-W		1/3		NUET	
XPLUGA	PWR	04-076-X		1/3		EOUT	

SYMBOL NO. 3

RECORDER UNIT

DESIG	EQPT LOC	CODE	ELEM IDENT	OPT
RECORDER	026-000	KS-22762,L1	A	

LEAD DESIG	FUNC	TERM.	TERM. OPT	DESTINATION	NOTE	TERM. MOD	LOC
CER	I	10-090-P542		TO PROC SYS CKT			
CERG	GRD	10-090-P541		TO PROC SYS CKT			
DBY	I	10-090-P538		TO PROC SYS CKT			
DBYG	GRD	10-090-P537		TO PROC SYS CKT			
EDIT	I	10-090-P438		TO PROC SYS CKT			
EDITC	GRD	10-090-P437		TO PROC SYS CKT			
EQT	I	10-090-P522		TO PROC SYS CKT			
EQTG	GRD	10-090-P521		TO PROC SYS CKT			
ERASE	I	10-090-P440		TO PROC SYS CKT			
ERASEG	GRD	10-090-P439		TO PROC SYS CKT			
FAD	I	10-090-P548		TO PROC SYS CKT			
FADG	GRD	10-090-P547		TO PROC SYS CKT			
FBY	I	10-090-P42		TO PROC SYS CKT			
FBYG	GRD	10-090-P41		TO PROC SYS CKT			
FEN	I	10-090-P518		TO PROC SYS CKT			
FENG	GRD	10-090-P517		TO PROC SYS CKT			
FMK	I	10-090-P514		TO PROC SYS CKT			
FMKG	GRD	10-090-P513		TO PROC SYS CKT			
FPT	I	10-090-P532		TO PROC SYS CKT			
FPTG	GRD	10-090-P531		TO PROC SYS CKT			
GD	I	10-090-P48		TO PROC SYS CKT			
GDG	GRD	10-090-P47		TO PROC SYS CKT			
GRDPLUGA	GRD	20-010-G		1/2 TO AC & DC PWR DIST CKT			
HER	I	10-090-P512		TO PROC SYS CKT			

SYMBOL NO. 3 (CONT)

RECORDER UNIT

DESIG	EQPT LOC	CODE	ELEM IDENT	OPT
RECORDER	026-000	KS-22762,L1	A	

LEAD DESIG	FUNC	TERM.	TERM. OPT	DESTINATION	NOTE	TERM. MOD	LOC
HERG	GRD	10-090-P511		TO PROC SYS CKT			
IDEN	I	10-090-P516		TO PROC SYS CKT			
IDENG	GRD	10-090-P515		TO PROC SYS CKT			
LOL	I	10-090-P416		TO PROC SYS CKT			
LOLG	GRD	10-090-P415		TO PROC SYS CKT			
LPN	I	10-090-P54		TO PROC SYS CKT			
LPNG	GRD	10-090-P55		TO PROC SYS CKT			
LWD	I	10-090-P44		TO PROC SYS CKT			
LWDG	GRD	10-090-P43		TO PROC SYS CKT			
NRZ	I	10-090-P526		TO PROC SYS CKT			
NRZG	GRD	10-090-P525		TO PROC SYS CKT			
OFL	I	10-090-P524		TO PROC SYS CKT			
OFLG	GRD	10-090-P523		TO PROC SYS CKT			
ONL	I	10-090-P544		TO PROC SYS CKT			
ONLG	GRD	10-090-P543		TO PROC SYS CKT			
RDY	I	10-090-P528		TO PROC SYS CKT			
RDYG	GRD	10-090-P527		TO PROC SYS CKT			
REV	I	10-090-P418		TO PROC SYS CKT			
REVG	GRD	10-090-P417		TO PROC SYS CKT			
REW	I	10-090-P420		TO PROC SYS CKT			
REWG	GRD	10-090-P419		TO PROC SYS CKT			
RP	I	10-090-P51		TO PROC SYS CKT			
RPG	GRD	10-090-P55		TO PROC SYS CKT			
RST	I	10-090-P534		TO PROC SYS CKT			
RSTG	GRD	10-090-P533		TO PROC SYS CKT			
RTH	I	10-090-P436		TO PROC SYS CKT			
RTHG	GRD	10-090-P435		TO PROC SYS CKT			
RWD	I	10-090-P530		TO PROC SYS CKT			
RWDG	GRD	10-090-P529		TO PROC SYS CKT			
R0	I	10-090-P52		TO PROC SYS CKT			
R0G	GRD	10-090-P55		TO PROC SYS CKT			
R1	I	10-090-P53		TO PROC SYS CKT			
R1G	GRD	10-090-P55		TO PROC SYS CKT			
R2	I	10-090-P448		TO PROC SYS CKT			
R2G	GRD	10-090-P447		TO PROC SYS CKT			
R3	I	10-090-P450		TO PROC SYS CKT			
R3G	GRD	10-090-P449		TO PROC SYS CKT			
R4	I	10-090-P56		TO PROC SYS CKT			
R4G	GRD	10-090-P55		TO PROC SYS CKT			
R5	I	10-090-P520		TO PROC SYS CKT			
R5G	GRD	10-090-P519		TO PROC SYS CKT			
R6	I	10-090-P510		TO PROC SYS CKT			
R6G	GRD	10-090-P59		TO PROC SYS CKT			
R7	I	10-090-P58		TO PROC SYS CKT			
R7G	GRD	10-090-P57		TO PROC SYS CKT			
SPD	I	10-090-P540		TO PROC SYS CKT			
SPDEN	I	10-090-P550		TO PROC SYS CKT			
SPDENG	GRD	10-090-P549		TO PROC SYS CKT			
SPDG	GRD	10-090-P539		TO PROC SYS CKT			
TAD0	I	10-090-P446		TO PROC SYS CKT			
TAD0G	GRD	10-090-P445		TO PROC SYS CKT			
TAD1	I	10-090-P546		TO PROC SYS CKT			
TAD1G	GRD	10-090-P545		TO PROC SYS CKT			
WFM	I	10-090-P442		TO PROC SYS CKT			
WFMG	GRD	10-090-P441		TO PROC SYS CKT			
WP	I	10-090-P422		TO PROC SYS CKT			
WPG	GRD	10-090-P421		TO PROC SYS CKT			
WPLUGA	PWR	20-010-W		1/2 TO AC & DC PWR DIST CKT			
WRT	I	10-090-P434		TO PROC SYS CKT			
WRTG	GRD	10-090-P433		TO PROC SYS CKT			

SYMBOL NO. 3 (CONT)

RECORDER UNIT

DESIG	EQPT LOC	CODE	ELEM IDENT	OPT
RECORDER	026-000	KS-22762,L1	A	

LEAD DESIG	FUNC	TERM.	TERM. OPT	DESTINATION	NOTE	TERM. MOD	LOC
WST	I	10-090-P536		TO PROC SYS CKT			
WSTG	GRD	10-090-P535		TO PROC SYS CKT			
W0	I	10-090-P410		TO PROC SYS CKT			
W0G	GRD	10-090-P49		TO PROC SYS CKT			
W1	I	10-090-P412		TO PROC SYS CKT			
W1G	GRD	10-090-P411		TO PROC SYS CKT			
W2	I	10-090-P430		TO PROC SYS CKT			
W2G	GRD	10-090-P429		TO PROC SYS CKT			
W3	I	10-090-P426		TO PROC SYS CKT			
W3G	GRD	10-090-P425		TO PROC SYS CKT			
W4	I	10-090-P46		TO PROC SYS CKT			
W4G	GRD	10-090-P45		TO PROC SYS CKT			
W5	I	10-090-P432		TO PROC SYS CKT			
W5G	GRD	10-090-P431		TO PROC SYS CKT			
W6	I	10-090-P428		TO PROC SYS CKT			
W6G	GRD	10-090-P427		TO PROC SYS CKT			
W7	I	10-090-P424		TO PROC SYS CKT			
W7G	GRD	10-090-P423		TO PROC SYS CKT			
XPLUGA	PWR	20-010-X		1/2 TO AC & DC PWR DIST CKT			

PART OF FS 1

SYMBOL(S) 1 2 3

SEE PROPRIETARY NOTICE ON COVER SHEET

TAPE UNIT CABINET	DWG SIZE C2	ISSUE 2B
AT&T BELL LABORATORIES	SD-4C120-01	B#1CA

APP FIG. 1

UNIT

EQPT LOC	026-000	054-000	EQPT LOC
DESIG	RECORDER	INV	DESIG
CODE	KS-22762,L1	J1C1348A-1,L1 AND	CODE
OPTION		Z	OPTION
ELEM IDENT	UNIT	UNIT	ELEM IDENT

UNIT	DESIG	FS/SYM	DESIG	FS/SYM	UNIT
A		1/3		1/2	A

POWER FEEDER

OPTION	DESIG	FS/SYM	CODE
Z	PFA	1/1	ED-5A079-30,G10

SEE PROPRIETARY NOTICE ON COVER SHEET

	ISSUE 2B
TAPE UNIT CABINET	
AT&T BELL LABORATORIES	SIZE C2 — SD-4C120-01-C#1

CIRCUIT NOTES:

101.

DESIG	FUSE APP	POTENTIAL	ONE PER
BATTERY SYMBOL		VOLTAGE RANGE	

TAPE UNIT CABINET

DWG SIZE 88 | ISSUE 1

BELL LABORATORIES | SD-4C120-01 | SHEET 01

INFORMATION NOTES:

301. UNLESS OTHERWISE SPECIFIED:
RESISTANCE VALUES ARE IN OHMS
CAPACITANCE VALUES ARE IN MICROFARADS
VALUES PRECEDED BY THE SYMBOL + (PLUS) OR - (MINUS) ARE IN VOLTS.

302.

FEATURE OR OPTION	PROVIDE		
	APP FIG.	APP OR WRG	QUANTITY
RECORDER TAPE UNIT, 1600 BPI, 25/100 IPS	1		1 PER CKT
POWER FEEDER 300VA INVERTER UNIT	1	Z	1 PER CKT

303.

RECORD OF FIGURES, WIRING AND APPARATUS CHANGES						
CHANGED ON ISSUED	IF JOB RECORDS DO NOT SPECIFY	THIS OPTION WAS FURN.	SEE NOTE	USE IN CIRCUIT		
				STD	A&M	MD

304. CABINET ARRANGEMENT.

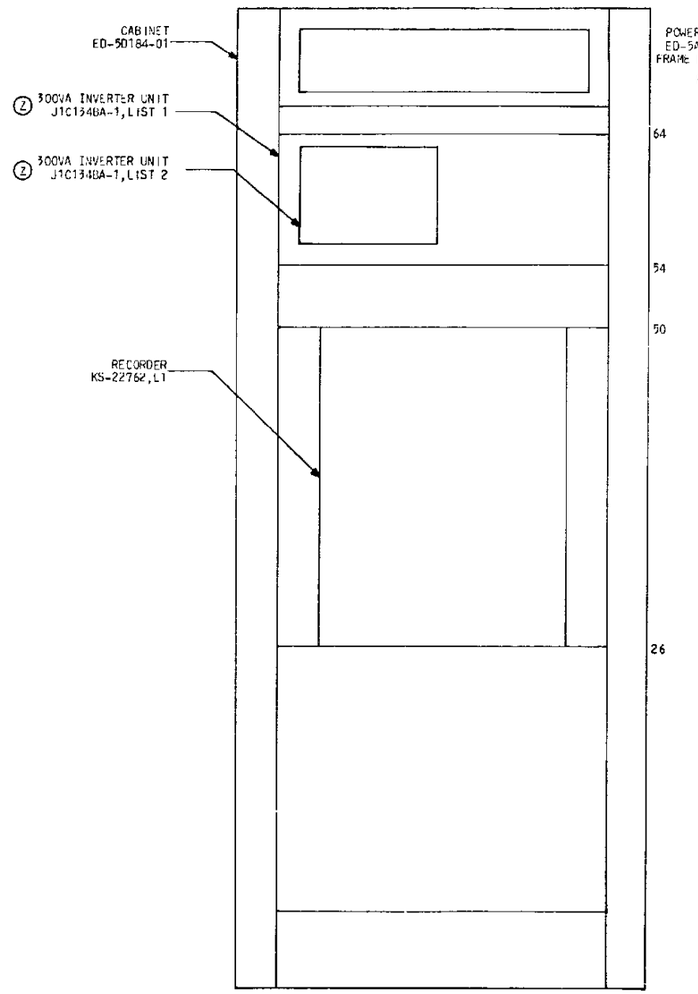

FRAME J1C174A-1 FRONT VIEW

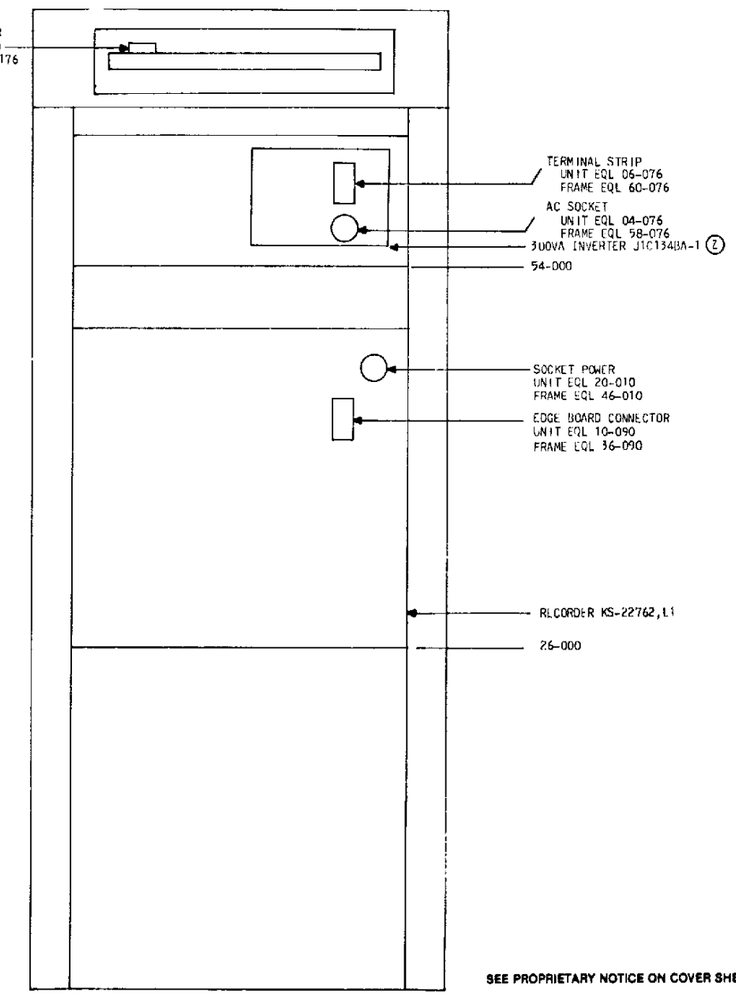

REAR VIEW

SEE PROPRIETARY NOTICE ON COVER SHEET

TAPE UNIT CABINET

DWG SIZE: D

ISSUE: 2B

AT&T BELL LABORATORIES

SD-4C120-01

SHEET: D#1

INFORMATION NOTES: (CONT)

305. THE TAPE UNIT CABINET MUST BE NEXT TO THE PROCESSOR CONTROL CABINET BAY 0 J1C173A-1, DUE TO CABLE LENGTH REQUIREMENTS OF MAXIMUM LENGTH OF 20 FEET.

306. IF THE INVERTER OPTION IS NOT ORDERED, APPLICATION SYSTEM SHALL PROVIDE AN AC OUTLET, 117V SINGLE PHASE, TO SUPPLY POWER TO TAPE DRIVE, OUTLET SHALL BE LOCATED SUCH THAT 10 FOOT LONG AC LINE CORD FROM TAPE DRIVE CAN BE REACHED. AC MAY BE PROTECTED, ESSENTIAL OR COMMERCIAL PER APPLICATION REQUIREMENTS.

SEE PROPRIETARY NOTICE ON COVER SHEET

TAPE UNIT CABINET		DWG SIZE B	ISSUE 2B
AT&T BELL LABORATORIES	SD-4C120-01		SHEET D# 2

CAD 1

UNIT SYMBOL

ELEMENT IDENTIFIER

A

TAPE UNIT LIST 1

TERM. MODIFIER	FUNC	ACCESS TERM.	FS TERM.	LOC FS/SYM	NOTE
CER	I	036-090-P542	036-090-P542	1/3	
CERG	G	036-090-P541	036-090-P541	1/3	
DBY	I	036-090-P538	036-090-P538	1/3	
DBYG	G	036-090-P537	036-090-P537	1/3	
EDIT	I	036-090-P438	036-090-P438	1/3	
EDITG	G	036-090-P437	036-090-P437	1/3	
EOT	I	036-090-P522	036-090-P522	1/3	
EOTG	G	036-090-P521	036-090-P521	1/3	
ERASE	I	036-090-P440	036-090-P440	1/3	
ERASEG	G	036-090-P439	036-090-P439	1/3	
FAD	I	036-090-P548	036-090-P548	1/3	
FADG	G	036-090-P547	036-090-P547	1/3	
FBY	I	036-090-P42	036-090-P42	1/3	
FBYG	G	036-090-P41	036-090-P41	1/3	
FEN	I	036-090-P518	036-090-P518	1/3	
FENG	G	036-090-P517	036-090-P517	1/3	
FMK	I	036-090-P514	036-090-P514	1/3	
FMKG	G	036-090-P513	036-090-P513	1/3	
FPT	I	036-090-P532	036-090-P532	1/3	
FPTG	G	036-090-P531	036-090-P531	1/3	
GO	I	036-090-P48	036-090-P48	1/3	
GOG	G	036-090-P47	036-090-P47	1/3	
HER	I	036-090-P512	036-090-P512	1/3	
HERG	G	036-090-P511	036-090-P511	1/3	
IDEN	I	036-090-P516	036-090-P516	1/3	
IDENG	G	036-090-P515	036-090-P515	1/3	
LOL	I	036-090-P416	036-090-P416	1/3	
LOLG	G	036-090-P415	036-090-P415	1/3	
LPN	I	036-090-P54	036-090-P54	1/3	
LPNG	G	036-090-P55	036-090-P55	1/3	
LHD	I	036-090-P44	036-090-P44	1/3	
LHDG	G	036-090-P43	036-090-P43	1/3	
NRZ	I	036-090-P526	036-090-P526	1/3	
NRZG	G	036-090-P525	036-090-P525	1/3	
N48RA	P	068-170-RTN	068-170-RTN	1/1	
N48VA	P	068-170--48V	068-170--48V	1/1	
OFL	I	036-090-P524	036-090-P524	1/3	
OFLG	G	036-090-P523	036-090-P523	1/3	
ONL	I	036-090-P544	036-090-P544	1/3	
ONLG	G	036-090-P543	036-090-P543	1/3	
RDY	I	036-090-P528	036-090-P528	1/3	
RDYG	G	036-090-P527	036-090-P527	1/3	
REV	I	036-090-P418	036-090-P418	1/3	
REVG	G	036-090-P417	036-090-P417	1/3	
REW	I	036-090-P420	036-090-P420	1/3	
REWG	G	036-090-P419	036-090-P419	1/3	
RP	I	036-090-P51	036-090-P51	1/3	
RPG	G	036-090-P55	036-090-P55	1/3	
RST	I	036-090-P534	036-090-P534	1/3	
RSTG	G	036-090-P533	036-090-P533	1/3	
RTH	I	036-090-P436	036-090-P436	1/3	
RTHG	G	036-090-P435	036-090-P435	1/3	
RWD	I	036-090-P530	036-090-P530	1/3	
RWDG	G	036-090-P529	036-090-P529	1/3	
R0	I	036-090-P52	036-090-P52	1/3	
R0G	G	036-090-P55	036-090-P55	1/3	
R1	I	036-090-P53	036-090-P53	1/3	
R1G	G	036-090-P55	036-090-P55	1/3	
R2	I	036-090-P448	036-090-P448	1/3	
R2G	G	036-090-P447	036-090-P447	1/3	
R3	I	036-090-P450	036-090-P450	1/3	
R3G	G	036-090-P449	036-090-P449	1/3	
R4	I	036-090-P56	036-090-P56	1/3	
R4G	G	036-090-P55	036-090-P55	1/3	
R5	I	036-090-P520	036-090-P520	1/3	
R5G	G	036-090-P519	036-090-P519	1/3	

ELEMENT IDENTIFIER (CONT)

A

TAPE UNIT LIST 1

TERM. MODIFIER	FUNC	ACCESS TERM.	FS TERM.	LOC FS/SYM	NOTE
R6	I	036-090-P510	036-090-P510	1/3	
R6G	G	036-090-P59	036-090-P59	1/3	
R7	I	036-090-P58	036-090-P58	1/3	
R7G	G	036-090-P57	036-090-P57	1/3	
SPD	I	036-090-P540	036-090-P540	1/3	
SPDEN	I	036-090-P550	036-090-P550	1/3	
SPDENG	G	036-090-P549	036-090-P549	1/3	
SPDG	G	036-090-P539	036-090-P539	1/3	
TAD0	I	036-090-P446	036-090-P446	1/3	
TAD0G	G	036-090-P445	036-090-P445	1/3	
TAD1	I	036-090-P546	036-090-P546	1/3	
TAD1G	G	036-090-P545	036-090-P545	1/3	
WFM	I	036-090-P442	036-090-P442	1/3	
WFMG	G	036-090-P441	036-090-P441	1/3	
WP	I	036-090-P422	036-090-P422	1/3	
WPG	G	036-090-P421	036-090-P421	1/3	
WRT	I	036-090-P434	036-090-P434	1/3	
WRTG	G	036-090-P433	036-090-P433	1/3	
WST	I	036-090-P536	036-090-P536	1/3	
WSTG	G	036-090-P535	036-090-P535	1/3	
W0	I	036-090-P410	036-090-P410	1/3	
W0G	G	036-090-P49	036-090-P49	1/3	
W1	I	036-090-P412	036-090-P412	1/3	
W1G	G	036-090-P411	036-090-P411	1/3	
W2	I	036-090-P430	036-090-P430	1/3	
W2G	G	036-090-P429	036-090-P429	1/3	
W3	I	036-090-P426	036-090-P426	1/3	
W3G	G	036-090-P425	036-090-P425	1/3	
W4	I	036-090-P46	036-090-P46	1/3	
W4G	G	036-090-P45	036-090-P45	1/3	
W5	I	036-090-P432	036-090-P432	1/3	
W5G	G	036-090-P431	036-090-P431	1/3	
W6	I	036-090-P428	036-090-P428	1/3	
W6G	G	036-090-P427	036-090-P427	1/3	
W7	I	036-090-P424	036-090-P424	1/3	
W7G	G	036-090-P423	036-090-P423	1/3	

TAPE UNIT CABINET

DWG SIZE: C2

ISSUE: 1

BELL LABORATORIES | SD-4C120-01 | GBZ

PRINTED IN U. S. A.

04/11/83

(Z) CAD 02

INVERTER SOCKET CABLE

—TO CONNECTION—					—FROM CONNECTION—				
DESTINATION	LEAD DESIG	METHOD	WIRE SYM	TERMINAL	LEAD DESIG	TERMINATION	TERMINAL	OPT	NOTE
.....J1				058-076	AC LINECORD				
TO CAD 03	GRDPLUGA	CA1		G	GRDPLUGA				
|	WPLUGA	CA1		W	WPLUGA				
|	XPLUGA	CA1		X	XPLUGA				

(Z) CAD 03

RECORDER UNIT SOCKET CABLE

—TO CONNECTION—					—FROM CONNECTION—				
DESTINATION	LEAD DESIG	METHOD	WIRE SYM	TERMINAL	LEAD DESIG	TERMINATION	TERMINAL	OPT	NOTE
.....J2				046-010	AC LINECORD				
TO CAD 02	GRDPLUGA	CA1		G	GRDPLUGA				
|	WPLUGA	CA1		W	WPLUGA				
|	XPLUGA	CA1		X	XPLUGA				

(Z) CAD 04

DC POWER IN

—TO CONNECTION—					—FROM CONNECTION—				
DESTINATION	LEAD DESIG	METHOD	WIRE SYM	TERMINAL	LEAD DESIG	TERMINATION	TERMINAL	OPT	NOTE
.....J3				068-176	AC LINECORD				
TO CAD 05	N48RA			RTN	N48RA				
|	N48VA			-48V	N48VA				

(Z) CAD 05

300VA INVERTER

—TO CONNECTION—					—FROM CONNECTION—				
DESTINATION	LEAD DESIG	METHOD	WIRE SYM	TERMINAL	LEAD DESIG	TERMINATION	TERMINAL	OPT	NOTE
.....J4				060-076	AC LINECORD				
TO CAD 04	N48VA			1B	N48VA				
|	N48RA			2B	N48RA				

CAD 06

RECORDER UNIT SOCKET (SEE NOTE 306)

—TO CONNECTION—					—FROM CONNECTION—				
DESTINATION	LEAD DESIG	METHOD	WIRE SYM	TERMINAL	LEAD DESIG	TERMINATION	TERMINAL	OPT	NOTE
.....J5				046-010	AC LINECORD				
TO AC & DC PWR DIST CKT	GRDPLUGA			G	GRDPLUGA				
|	WPLUGA			W	WPLUGA				
|	XPLUGA			X	XPLUGA				

SEE PROPRIETARY NOTICE ON COVER SHEET

TAPE UNIT CABINET

DWG SIZE C2 | ISSUE 2B

AT&T BELL LABORATORIES | SD-4C120-01 | GB3